



RIDE Rhode Island
Department
of Education

RICAS Item Catalog User Guide

Important Contact Information and Resources

Contact:	RICAS Service Center
For questions on:	<ul style="list-style-type: none">• general test administration support• RICAS Portal and RICAS Student Kiosk such as<ul style="list-style-type: none">○ user accounts○ technology support and readiness○ student registration process and loading files○ viewing student data○ scheduling tests• locating resources• shipments of materials
Hours:	7:00 a.m.–5:00 p.m., Monday–Friday
Web:	ricas.onlinehelp.cognia.org
Email:	ricasservicecenter@cognia.org
Telephone:	855-222-8936

Contact:	RIDE Office of Instruction, Assessment, and Curriculum
For questions on:	Contact RIDE with any questions on policy or accommodations. Questions regarding student registration data should be directed to the district’s data manager.
Web:	www.ride.ri.gov/ricas
Email:	assessment@ride.ri.gov
Telephone:	401-222-8478

Table of Contents

I. Introduction.....	3
II. System Requirements	3
A. RICAS Item Catalog Browser Specifications.....	3
III. Navigating the RICAS Item Catalog.....	3
A. How to Locate Items	4
B. How to View Item Details.....	8
IV. Released Items with Text-to-Speech	11

I. Introduction

The RICAS Item Catalog provides access to released items from the computer-based RICAS tests administered in 2019, 2021, 2022, 2023, and 2025 (there were no released items for RICAS in 2020 or 2024). The item catalog offers easy-to-use tools for sorting items by standards or other criteria. Items in the catalog are displayed in the RICAS Student Kiosk view, the testing platform for the computer-based tests, allowing users to interact with the items exactly as students do.

The RICAS Item Catalog provides access to thousands of released items, item correlations, standards, and evidence statements. Every item contains metadata and performance statistics to help you search for specific items.

II. System Requirements

This section covers system requirements for the RICAS Item Catalog. eMetric continually monitors and evaluates the recommended and supported software requirements. As vendors release newer versions of their products, we update the recommended operating systems and browsers accordingly.

A. RICAS Item Catalog Browser Specifications

The minimum requirements for all workstations accessing the RICAS Item Catalog are listed below:

- Chrome 138 or newer
- Firefox 140 or newer
- Microsoft Edge 138 or newer
- Safari 18.5 or newer

III. Navigating the RICAS Item Catalog

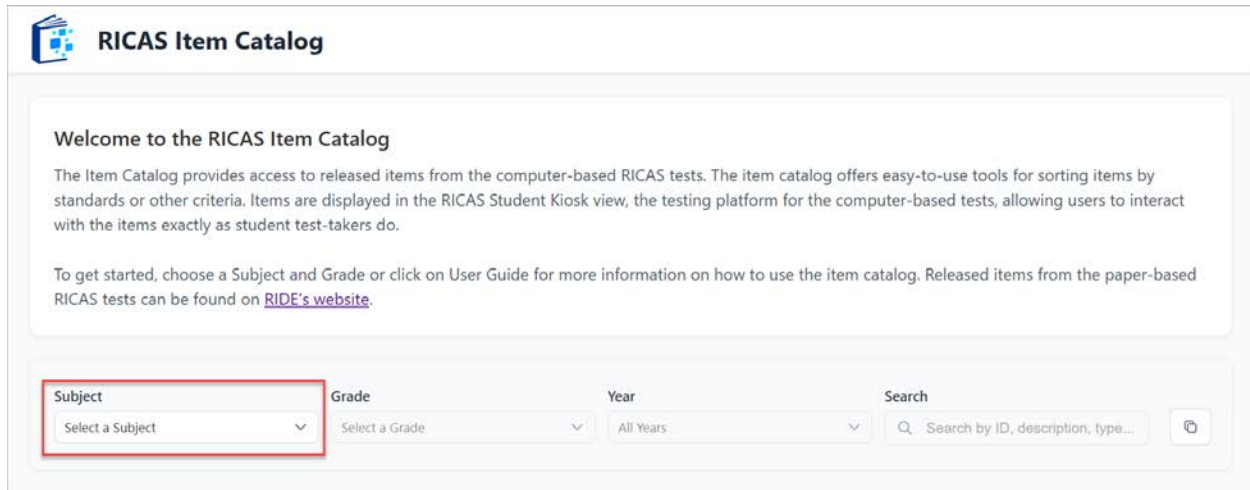
Keywords on the RICAS Item Catalog home page:

- **Item Identifier (ID)** – a unique code associated with an item.
- **Subject** – filters items by subject.
- **Grade** – filters items by grade level (Grade 3-8).
- **Year** – filters items by the year it was released.
- **Item #** – describes the position of an item on an exam, excluding non-answerable items such as passages and directions.
- **Item Type** – describes the type of response required for an item.
 - **SR** – Selected Response
 - **CR** – Constructed Response
 - **SA** – Short Answer
 - **ES** – Essay
- **Item Description** – provides a brief description of an item's contents.
- **Reporting Category** – identifies the reporting category the item falls under.
- **Standards** – identifies the standard(s) an item aligns with.

A. How to Locate Items

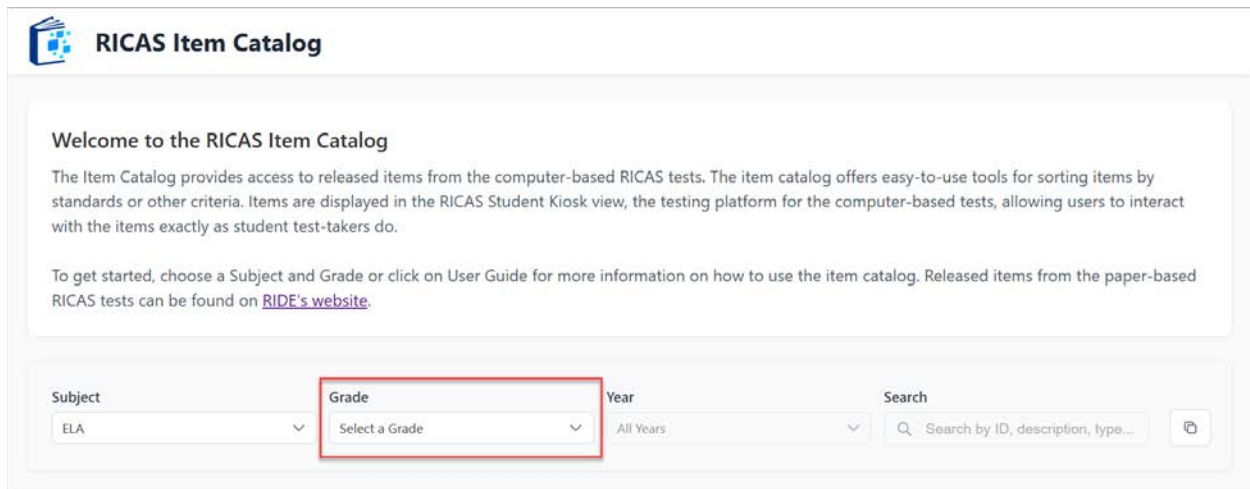
To filter your list:

1. Select a **Subject** from the dropdown menu.



The screenshot shows the RICAS Item Catalog interface. At the top, there is a header with the RICAS logo and the text "RICAS Item Catalog". Below this is a welcome message: "Welcome to the RICAS Item Catalog". The message explains that the catalog provides access to released items from computer-based RICAS tests and offers tools for sorting items by standards or other criteria. It also mentions that items are displayed in the RICAS Student Kiosk view. Below the welcome message, there is a section with instructions: "To get started, choose a Subject and Grade or click on User Guide for more information on how to use the item catalog. Released items from the paper-based RICAS tests can be found on [RIDE's website](#)." At the bottom of the interface, there is a search bar with four dropdown menus: "Subject", "Grade", "Year", and "Search". The "Subject" dropdown menu is highlighted with a red box, and it shows "Select a Subject" as the current selection. The "Grade" dropdown menu shows "Select a Grade". The "Year" dropdown menu shows "All Years". The "Search" dropdown menu shows "Search by ID, description, type..." and a magnifying glass icon.

2. Select a **Grade** from the dropdown menu.



The screenshot shows the RICAS Item Catalog interface, similar to the previous one. The "Subject" dropdown menu is now set to "ELA". The "Grade" dropdown menu is highlighted with a red box, and it shows "Select a Grade" as the current selection. The "Year" dropdown menu shows "All Years". The "Search" dropdown menu shows "Search by ID, description, type..." and a magnifying glass icon.

- A list of Items that match your filter criteria should appear as below:

Subject

ELA

Grade

Grade 3

Year

All Years

Search

Search by ID, description, type...


Showing items 1-10 of 84

Additional Filters

Previous 1 2 3 4 5 ... 9 Next

ITEM IDENTIFIER	YEAR ▲	ITEM # ▲	ITEM TYPE	ITEM DESCRIPTION	REPORTING CATEGORY	STANDARDS	VIEW
EL708639794_ePAT	2019	27	SR	Interpret the meaning of a phrase from the passage in context.	Reading	R.PK-12.4, RL.3.4	Q
EL708637981_ePAT	2019	28	SR	Identify a comparison from the passage.	Reading	R.PK-12.4, RL.3.4	Q
EL708638799_ePAT	2019	29	SR	Determine how a character feels and choose evidence from the passage that best supports the feeling.	Reading	R.PK-12.3, RL.3.3	Q
EL708639108_ePAT	2019	30	SR	Retell the events of the passage by placing the events in the correct order.	Reading	RL.3.2, R.PK-12.2	Q

- The **Year** filter is set to *All Years* by default, but you may select a specific year by using the **Year** dropdown menu.


RICAS Item Catalog

Welcome to the RICAS Item Catalog

The Item Catalog provides access to released items from the computer-based RICAS tests. The item catalog offers easy-to-use tools for sorting items by standards or other criteria. Items are displayed in the RICAS Student Kiosk view, the testing platform for the computer-based tests, allowing users to interact with the items exactly as student test-takers do.

To get started, choose a Subject and Grade or click on User Guide for more information on how to use the item catalog. Released items from the paper-based RICAS tests can be found on [RIDE's website](#).

Subject

ELA

Grade

Grade 3

Year

All Years

Search

Search by ID, description, type...

5. Type keywords (*Item ID, Item Description, and Item Type*) into the **Search** field to identify items that contain those keywords.

The screenshot shows a search interface with filters for Subject (ELA), Grade (Grade 3), and Year (All Years). A search bar on the right contains the text 'SR'. Below the filters, a table displays search results. The 'ITEM TYPE' column is highlighted with a red box, showing 'SR' for all items. The table includes columns for Item Identifier, Year, Item #, Item Type, Item Description, Reporting Category, Standards, and a View icon.

ITEM IDENTIFIER	YEAR	ITEM #	ITEM TYPE	ITEM DESCRIPTION	REPORTING CATEGORY	STANDARDS	VIEW
EL708639794_ePAT	2019	27	SR	Interpret the meaning of a phrase from the passage in context.	Reading	R.PK-12.4, RL.3.4	
EL708637981_ePAT	2019	28	SR	Identify a comparison from the passage.	Reading	R.PK-12.4, RL.3.4	
EL708638799_ePAT	2019	29	SR	Determine how a character feels and choose evidence from the passage that best supports the feeling.	Reading	R.PK-12.3, RL.3.3	
EL708639108_ePAT	2019	30	SR	Retell the events of the passage by placing the events in the correct order.	Reading	RL.3.2, R.PK-12.2	

To filter Items in each column:

1. Click the **Additional Filters** button.

This screenshot shows the same search interface as above, but with the 'Additional Filters' button highlighted by a red box. The button is located below the filters and above the table header. The table header is partially visible, showing columns for Item Identifier, Year, Item #, Item Type, and Item Description.

2. Select your desired filter criteria for any relevant columns, then click the **Apply Filters** button.

Additional Filters

Item Type

- ☒ Selected-Response (SR)
- ☐ Constructed Response (CR)
- ☐ Short-Answer (SA)
- ☐ Essay (ES)

Reporting Category

- ☒ Language
- ☐ Language | Writing
- ☐ Reading

Standards

- ☐ L.3.1
- ☒ L.3.2
- ☐ L.3.3
- ☐ L.3.4
- ☐ L.3.5

Reset Filters Cancel **Apply Filters**

3. A more focused list of your previous items will be updated according to your filter criteria.

Subject: ELA Grade: Grade 3 Year: All Years Search: SR

Showing items 1-5 of 5 **Additional Filters | (3)**

ITEM IDENTIFIER	YEAR	ITEM #	ITEM TYPE	ITEM DESCRIPTION	REPORTING CATEGORY	STANDARDS	VIEW
EL284949_ePAT	2021	13	SR	Identify words that are combined to make a contraction in the poem.	Language	L.PK-12.2, L.3.2	Q
EL284948_ePAT	2021	14	SR	Determine the use of punctuation in the poem.	Language	L.PK-12.2, L.3.2	Q
EL284950_ePAT	2021	18	SR	Evaluate the use of capitalization in the poem.	Language	L.PK-12.2, L.3.2	Q
EL909865165	2023	7	SR	Determine the purpose of punctuation used in the passage.	Language	L.PK-12.2, R.PK-12.2, L.3.2	Q

- You can view an item's **Standards** by clicking on the blue Standard Names (ex. *L.3.2*, *L.PK-12.2*) under the **Standards** column, and a small window will appear with a description of the standard.

Showing items 1-5 of 5 [Additional Filters](#) (3)


ITEM IDENTIFIER	YEAR	ITEM #	ITEM TYPE	ITEM DESCRIPTION	REPORTING CATEGORY	STANDARDS	VIEW
EL284949_ePAT	2021	13	SR	Identify words that are combined to make a contraction in the poem.	Language	L.PK-12.2 , L.3.2	
EL284948_ePAT	2021	14	SR	Determine the use of punctuation in the poem.	Language		
EL284950_ePAT	2021	18	SR	Evaluate the use of capitalization in the poem.	Language		
EL909865165	2023	7	SR	Determine the purpose of punctuation used in the passage.	Language	L.PK-12.2 , R.PK-12.2 , L.3.2	

L.3.2 x

Demonstrate command of the conventions of standard English capitalization, punctuation, and spelling when writing.

B. How to View Item Details


To view the contents of an item:

- Click the **magnifying glass** icon  under the **View** column of any item.
- A preview window with the item's contents should appear as shown below:

Item: EL311155968

Read the passage about George Loher, a man who rode his bicycle from California to New York City in the 1800s. Then answer the questions that follow.

The Wind in His Mustache
by Teresa Bateman



Read paragraph 46 in the box.

"Welcome!" cried the local bicycling clubs.

What does the exclamation point in the paragraph suggest?

(A) a question
(B) a quotation
(C) a new thought
(D) a strong feeling

[Score Answer](#) [View Correct Answer](#) [Reset](#) [Copy URL](#)

Subject: ELA | Grade: 3 | Type: SR | Reporting Category: Language | Points: 1


- By clicking the **Score Answer** button, you can determine whether the response you choose is correct or not.

Note: Essays and Constructed Response items cannot be scored using this function.

Item: EL311155968

Read the passage about George Loher, a man who rode his bicycle from California to New York City in the 1800s. Then answer the questions that follow.

The Wind in His Mustache
by Teresa Bateman



Read paragraph 46 in the box.

"Welcome!" cried the local bicycling clubs.

What does the exclamation point in the paragraph suggest?

- ☒ A a question
- ☐ B a quotation
- ☐ C a new thought

✗ Incorrect. You scored 0 out of 1 point(s).


[Score Answer](#) [View Correct Answer](#) [Reset](#) [Copy URL](#)

- By clicking the **View Correct Answer** button, the correct response(s) to an item will be selected for you.

Item: EL311155968

Read the passage about George Loher, a man who rode his bicycle from California to New York City in the 1800s. Then answer the questions that follow.

The Wind in His Mustache
by Teresa Bateman



Read paragraph 46 in the box.

"Welcome!" cried the local bicycling clubs.

What does the exclamation point in the paragraph suggest?

- ☐ A a question
- ☐ B a quotation
- ☐ C a new thought
- ☒ D a strong feeling

[Score Answer](#) [View Correct Answer](#) [Reset](#) [Copy URL](#)


Subject: ELA | Grade: 3 | Type: SR | Reporting Category: Language | Points: 1

- By clicking the **Reset** button, your answer selection and the scored answer will clear from the item window.

Item: EL311155968

Read the passage about George Loher, a man who rode his bicycle from California to New York City in the 1800s. Then answer the questions that follow.

The Wind in His Mustache
by Teresa Bateman



Read paragraph 46 in the box.

"Welcome!" cried the local bicycling clubs.

What does the exclamation point in the paragraph suggest?

- ☐ A a question
- ☐ B a quotation
- ☐ C a new thought
- ☐ D a strong feeling

Score Answer View Correct Answer **Reset** Copy URL

Subject: ELA | Grade: 3 | Type: SR | Reporting Category: Language | Points: 1

- You can copy the link for any item to your clipboard by using the **Copy URL** button on the bottom right of the item preview window.

IV. Released Items with Text-to-Speech

The Rhode Island Department of Education is committed to ensuring that the content in its online environments is accessible for all users. The RICAS test questions in the RICAS Item Catalog are presented in the format used for the standard computer-based tests. However, the same items are available in the [RICAS Resource Center](#) in a text-to-speech format.

How to Access Released Items in Text-to-Speech Format:

1. Go to the [Released Computer-Based Items](#) on the *RICAS Resource Center* website.
2. In the **Released Computer-Based Items box**, select which test you would like to view.

Released Items

Access released items from the computer-based and paper-based RICAS tests.

Released Computer-Based Items

View English Language Arts Released Computer-Based Items

View Mathematics Released Computer-Based Items

3. Select your **Grade Level**.

English Language Arts Released Items

Released items are available for each grade level of the ELA RICAS assessment.

Please select a grade level to view released items.

+ Grade 3

+ Grade 4

+ Grade 5

+ Grade 6

- Click the Computer-Based Released Items link you wish to view.

English Language Arts Released Items

Released items are available for each grade level of the ELA RICAS assessment.

Please select a grade level to view released items.

Grade 3

Released Items

ELA Grade 3 Paper-Based Released Items

ELA Grade 3 Computer-Based Released Items

Resources

ELA Grade 3 Computer-Based Released Items Answer Key

- In another tab, your practice test should open with accommodations.

Note: Scored items and their correct answers are made available to browse immediately after submitting a practice test.

Not Practice Student? Exit

Hello, Practice Student

2222222995
State Student ID

6/1/2013
Date of Birth

Gender

PracticeOrg
School Name

Teacher

Grade

The following tests have been scheduled for you:

Grade 3 ELA Released

Session 1